



# Able Sheet Metal

Corporate Office Location:  
614 N Ford Blvd  
Los Angeles, CA 90022

Shipping & Receiving:  
4532 Floral Dr  
Los Angeles, CA 90022

Northern California Location:  
14100 Doolittle Dr  
San Leandro, CA 94577

TEL: (323) 269-2181  
FAX: (323) 269-2184

TOLL FREE: (800) 699-2253  
[www.ablemetal.com](http://www.ablemetal.com)

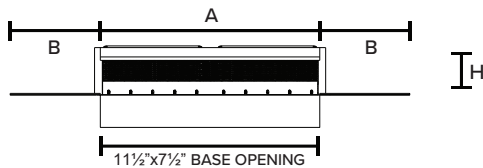
TEL: (510) 483-9966  
FAX: (510) 483-9960

## GLIDER-50, LOW PROFILE ROOF VENT WITH OPTION OF WUI CERTIFIED MGV\* STYLE SUB-BASE

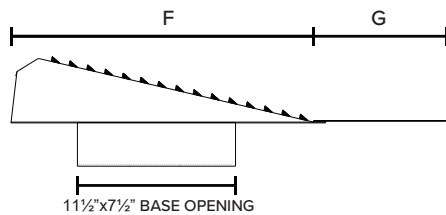
DESIGNED WITH HIGH PROFILE MATERIALS (ASTM A-653 GALVANIZED STEEL OR ASTM-792 GALVALUME). RETURN ANGLE ON LIP AND DIVERTER PREVENTS LEAKAGE. PATENTED PRODUCT DESIGN ALLOWS FOR MAXIMUM AIR FLOW. SCREENED WITH 1/8" OR 1/16" GALV HARDWARE MESH. INTENDED FOR ROOFS WITH 4:12 PITCH OR ABOVE. CERTIFIED RESISTANCE TO RAIN, WIND & CORROSION (QAI). AVAILABLE IN SPECIAL STYLES, SIZES AND MATERIALS (PREPAINTED, COPPER, ALUMINUM). COMPLIANT TO CA BUILDING CODE CHAPTER 7A - 706A2.1. \*MGV STYLE SUB-BASE TESTED BY ASTM E2886 AND APPROVED FOR WUI LISTING.

PRODUCT NAME	A	B	C	D	E	F	G	H	MESH SCREEN	APPX. NFA
SHG BASE, REG/LRG, SFF, ER	12	4/6	20/24	5	0.5	13	6	2.5	1/8	50
SHK BASE, REG/LRG, SFF, ER	12	4/6	20/24	5	0.5	13	12	2.5	1/8	50
OPTION WITH MGV STYLE SUB BASE	12	4/6	20/24	5	0.5	13	6/12	2.5+2	1/16	35

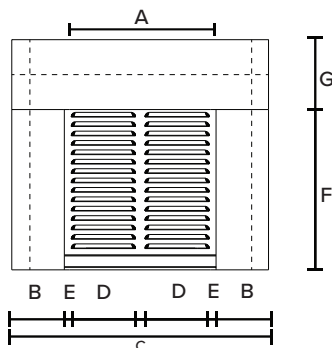
FRONT VIEW



SIDE VIEW



TOP VIEW



MGV STYLE WUI LISTED SUB-BASE ADDED AT THE BOTTOM

